



**OLD REPUBLIC TITLE**

# **LENDER REPORT**

## **State of Hawaii | DECEMBER 2022**

01/2023 | 2023 Old Republic Title | OR1121-DIRECT-HI | This is a monthly report on sales on lender activity for real estate transactions in the state of Hawaii. The report includes historical data on real estate transaction volume by loan type and mortgage interest rates. All information is taken from TitleFlex by DataTrace. Information shown herein, while not guaranteed, is derived from sources deemed reliable. Old Republic Title is providing this information as a free customer service and makes no warranties or representations as to its accuracy.

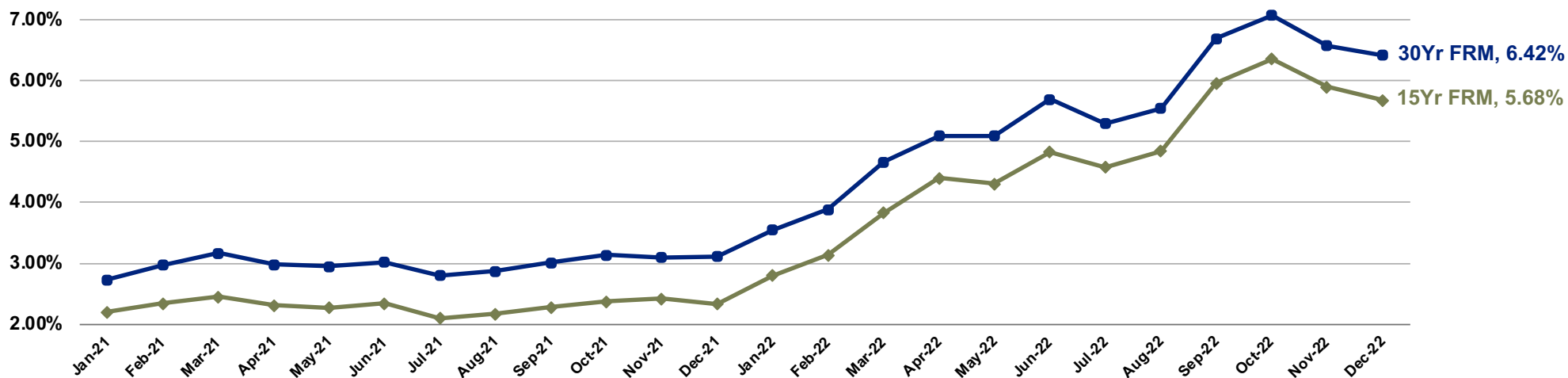
### SALES

Sale Types	#	\$	% #	% \$
Resale - Cash Sale	913	\$1,148,873,348	56.32%	65.34%
Resale	597	\$523,515,281	36.83%	29.77%
Subdivision/New Home	70	\$59,378,033	4.32%	3.38%
Subdivision/New Home - Cash Sale	30	\$20,884,500	1.85%	1.19%
REO - Cash Sale	9	\$2,031,152	0.56%	0.12%
REO	2	\$3,585,000	0.12%	0.20%

### LOANS

Loan Types	#	\$	% #	% \$
Home Equity	921	\$319,823,576	40.72%	15.41%
Resale	597	\$593,201,223	26.39%	28.57%
Refinance	592	\$825,038,675	26.17%	39.74%
Subdivision/New Home	70	\$243,634,613	3.09%	11.74%
Other Subordinate Loan	48	\$21,910,533	2.12%	1.06%
Construction Loan	32	\$69,432,230	1.41%	3.34%
REO	2	\$3,009,605	0.09%	0.14%

### 2020-2022 MORTGAGE INTEREST RATE HISTORY



## OAHU

Sale Types	#	\$	% #	% \$
Resale - Cash Sale	461	\$827,884,133	48.83%	66.63%
Resale	388	\$339,123,515	41.10%	27.29%
Subdivision/New Home	65	\$57,452,633	6.89%	4.62%
Subdivision/New Home - Cash Sale	25	\$16,477,400	2.65%	1.33%
REO - Cash Sale	4	\$893,300	0.42%	0.07%
REO	1	\$635,000	0.11%	0.05%

# of Sales  
**944**

Amount  
**\$1,242.5M**

## MAUI

Sale Types	#	\$	% #	% \$
Resale - Cash Sale	124	\$144,183,431	58.77%	58.17%
Resale	83	\$98,499,126	39.34%	39.74%
Subdivision/New Home - Cash Sale	2	\$1,339,600	0.95%	0.54%
REO	1	\$2,950,000	0.47%	1.19%
Subdivision/New Home	1	\$903,500	0.47%	0.36%
REO - Cash Sale	0		0.00%	0.00%

# of Sales  
**211**

Amount  
**\$247.9M**

## KAUAI

Sale Types	#	\$	% #	% \$
Resale - Cash Sale	43	\$71,028,847	65.15%	71.89%
Resale	22	\$25,329,683	33.33%	25.64%
Subdivision/New Home - Cash Sale	1	\$2,450,000	1.52%	2.48%
REO	0		0.00%	0.00%
REO - Cash Sale	0		0.00%	0.00%
Subdivision/New Home	0		0.00%	0.00%

# of Sales  
**66**

Amount  
**\$98.8M**

## BIG ISLAND

Sale Types	#	\$	% #	% \$
Resale - Cash Sale	285	\$105,776,937	71.25%	62.55%
Resale	104	\$60,562,957	26.00%	35.81%
REO - Cash Sale	5	\$1,137,852	1.25%	0.67%
Subdivision/New Home	4	\$1,021,900	1.00%	0.60%
Subdivision/New Home - Cash Sale	2	\$617,500	0.50%	0.37%
REO	0		0.00%	0.00%

# of Sales  
**400**

Amount  
**\$169.1M**

## OAHU

Loan Types	#	\$	% #	% \$
Home Equity	674	\$218,934,332	43.40%	15.68%
Resale	388	\$462,069,749	24.98%	33.10%
Refinance	367	\$432,167,886	23.63%	30.96%
Subdivision/New Home	65	\$241,614,658	4.19%	17.31%
Other Subordinate Loan	42	\$19,085,994	2.70%	1.37%
Construction Loan	16	\$21,442,038	1.03%	1.54%
REO	1	\$649,605	0.06%	0.05%

# of Loans  
**1,553**

Amount  
**\$1,396.0M**

## MAUI

Loan Types	#	\$	% #	% \$
Home Equity	100	\$27,885,612	36.23%	6.22%
Refinance	84	\$304,933,015	30.43%	67.99%
Resale	83	\$69,755,035	30.07%	15.55%
Construction Loan	4	\$41,403,380	1.45%	9.23%
Other Subordinate Loan	3	\$1,196,000	1.09%	0.27%
REO	1	\$2,360,000	0.36%	0.53%
Subdivision/New Home	1	\$936,046	0.36%	0.21%

# of Loans  
**276**

Amount  
**\$448.5M**

## KAUAI

Loan Types	#	\$	% #	% \$
Refinance	40	\$20,926,286	41.24%	23.18%
Home Equity	32	\$48,180,802	32.99%	53.37%
Resale	22	\$19,537,795	22.68%	21.64%
Other Subordinate Loan	3	\$1,628,539	3.09%	1.80%
Construction Loan	0		0.00%	0.00%
REO	0		0.00%	0.00%
Subdivision/New Home	0		0.00%	0.00%

# of Loans  
**97**

Amount  
**\$90.3M**

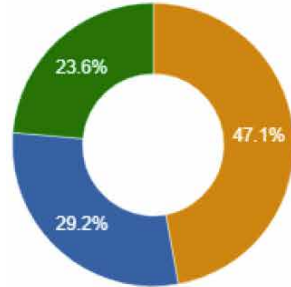
## BIG ISLAND

Loan Types	#	\$	% #	% \$
Home Equity	115	\$24,822,830	34.23%	17.56%
Resale	104	\$41,838,644	30.95%	29.60%
Refinance	101	\$67,011,488	30.06%	47.41%
Construction Loan	12	\$6,586,812	3.57%	4.66%
Subdivision/New Home	4	\$1,083,909	1.19%	0.77%
Other Subordinate Loan	0		0.00%	0.00%
REO	0		0.00%	0.00%

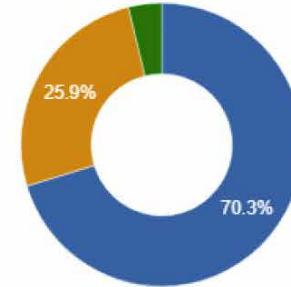
# of Loans  
**336**

Amount  
**\$141.3M**

## OAHU

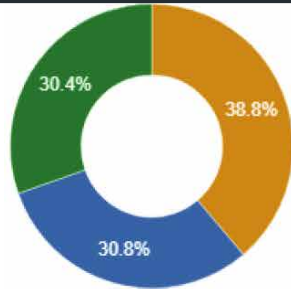


■ EQUITY/OTHERS 47.1%  
■ PURCHASE 29.2%  
■ REFINANCE 23.6%

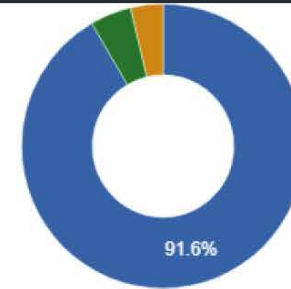


■ CONVENTIONAL 70.3%  
■ VA 25.9%  
■ FHA 3.8%

## MAUI

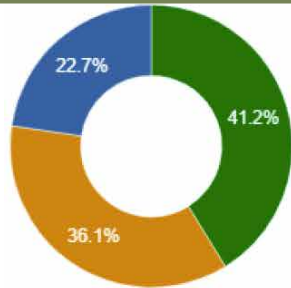


■ EQUITY/OTHERS 38.8%  
■ PURCHASE 30.8%  
■ REFINANCE 30.4%

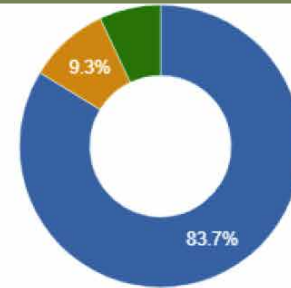


■ CONVENTIONAL 91.6%  
■ FHA 4.7%  
■ VA 3.7%

## KAUAI

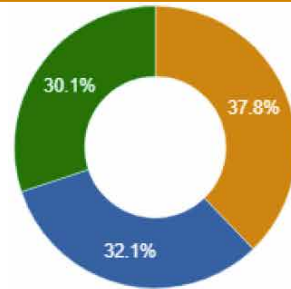


■ REFINANCE 41.2%  
■ EQUITY/OTHERS 36.1%  
■ PURCHASE 22.7%

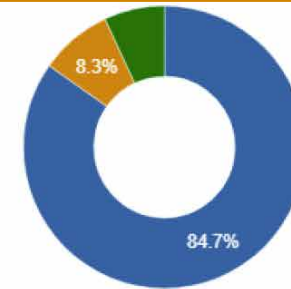


■ CONVENTIONAL 83.7%  
■ VA 9.3%  
■ FHA 7.0%

## BIG ISLAND



■ EQUITY/OTHERS 37.8%  
■ PURCHASE 32.1%  
■ REFINANCE 30.1%



■ CONVENTIONAL 84.7%  
■ VA 8.3%  
■ FHA 6.9%